

Enhancing English Language Teaching and Learning with Artificial Intelligence Chatbots



ANASTASIA THEMISTOKLEOUS
English Language Teacher
Idalion Lyceum


PRESENTATION OUTLINE

- ▶ Artificial Intelligence
- ▶ Ai ChatBots
- ▶ Enhancing the teaching process
- ▶ Enhancing the learning process
- ▶ Differentiation via ChatBots
- ▶ Inclusivity via Chatbots



What is Artificial Intelligence?

- ▶ **Artificial Intelligence (AI)** is technology designed to mimic human-thinking and problem-solving.
- ▶ It is when machines learn from data, make decisions and hold conversations—just like a human would



What are AI Chatbots?

- ▶ Programs that can chat with people using artificial intelligence to understand what someone is saying so as to give a response in a way that it feels natural.
- ▶ Advanced chatbots like ChatGPT can learn from past conversations and get better at answering questions over time.



Copilot



ChatGPT



How can AI Chatbots Aid the English Teacher

1. Grammar and Writing Assistance :

Identify errors and suggest corrections in student writing.

- ▶ *Example Activity: use ChatGPT to highlight grammatical, syntactical, spelling errors in an essay.*

2. Vocabulary Building: Provide synonyms, definitions, and contextual usage of words.

- ▶ *Example Activity: import a word list of a unit and create vocabulary lists with their definitions and show them in context*

How can AI Chatbots aid the English Teacher

3. Reading Comprehension Support:

Summarize texts, explain difficult passages, and offer comprehension questions.

- ▶ *Example Activity: Assign students a reading from a novel, then use ChatGPT to generate comprehension questions.*

4. Role-Playing and Dialogue Practice

Ss can interact with ChatGpt and ask and answer questions or even speak to it.

- ▶ *Example Activity: Role-play a situation where students need to ask for directions in a city.*

How can AI Chatbots Aid the English Teacher

5. Language Games and Quizzes:

Can design interactive language games to make learning fun.

- ▶ *Example Activity: Create a quiz game called "Grammar Jeopardy" where students answer questions in categories like Past Tense, Phrasal Verbs, and Pronouns.*

6. Personalized Learning:

Can provide individualized feedback based on students' needs.

- ▶ *Example Activity: Provide extra help to students struggling with a specific grammar concept, like the use of conditionals.*

How can AI Chatbots Aid the English Teacher

7. Exam Preparation and Mock Tests

Can design tests and quizzes based on Ss level and needs

- ▶ *Example Activity: Prepare students for an upcoming exam by using mock test questions by generating test questions.*

8. Lesson planning:

- Can enhance the lesson planning process for teachers by streamlining tasks, generating ideas, and personalizing content to meet the needs of diverse learners.

How can AI Chatbots Aid students

Instant Feedback:

- ▶ Students can get quick feedback on grammar, spelling, and sentence structure.

Conversation Practice:

- ▶ Simulate dialogues and real-world scenarios for speaking and writing practice.

Creative Writing Prompts:

- ▶ Generate prompts for essays, stories, and poetry to spark creativity.

Clarification of Concepts:

- ▶ Explain complex grammatical rules or literary devices.

Pronunciation & Phonetics Practice:

- ▶ Break down words phonetically, helping students with pronunciation.

Literary Summaries & Paraphrasing:

- ▶ Provide summaries and alternatives for student-generated content.



How can AI ChatBots Support Differentiation

- **Tailor reading materials and language exercises based on students' proficiency levels, interests, or learning goals.**
 - ❑ **e.g. Low-Level Learners:** can simplify content, provide step-by-step guidance, and offer more structured support.
 - ❑ **High-Level Learners:** can generate complex writing prompts, provide analytical questions, and challenge students with higher-order thinking tasks.
- **Provide varied instructional strategies to engage students at their own pace and learning style**
- **Provide multiple options for students to demonstrate their understanding, catering to different learning strengths and preferences.**

Creating an inclusive environment with Chatbots

1. For Students with Visual Impairment:

- ▶ **Text-to-Speech Integration:** *Teacher can insert the passage to be read into ChatGPT and ask it to read it aloud.*
- ▶ **Content Simplification:** *ChatGPT can summarize complex texts into more straightforward, concise versions, making it easier for students using audio tools to comprehend the content.*




Creating an inclusive environment with Chatbots

2. For Students with Hearing Impairment:

- ▶ **Text-Based Communication:** *ChatGPT allows Ss to communicate without relying on spoken language. Teacher can record the lesson and ask ChatGPT to transcribe it.*
- ▶ **Generating Closed Captions or Summaries:** *Teachers can use ChatGPT to generate summaries or captions for video or audio content. Students can then read the captions while watching videos, improving accessibility.*

Creating an inclusive environment with Chatbots

3. For Students with Cognitive Impairments:

- ▶ **Simplified Explanations:** *ChatGPT can provide clear, step-by-step explanations or break down complex concepts.*
 - ▶ **Repetition and Reinforcement:** *ChatGPT can provide multiple examples and explanations in different ways, reinforcing learning for students who need repeated exposure to a concept.*
- 

Creating an inclusive environment with Chatbots

5. For Students with Physical Disabilities:

- ▶ **Typing Assistance and Dictation:** *ChatGPT includes a voice recognition software, students can speak commands or questions that ChatGPT can respond to in text.*



Tailoring input precisely will help teachers achieve the best results

1. Set Clear Objectives and Context

- ▶ Start by giving a clear description of what you need, including the subject, level of the students, and any specific learning objectives.

Example Input: “Create a worksheet on the past simple tense for A2 (elementary) English students, with a focus on regular verbs.”

2. Be Specific with Content Type

- ▶ Clearly mention the type of resource you need—whether it’s a worksheet, lesson plan, writing prompt, quiz, or project idea.

Example Input: “Design a 10-question quiz on daily routine for 8th-grade students.”

3. Define Structure and Format

- ▶ For worksheets or materials, specify the sections and format, such as including comprehension questions, a vocabulary list, or reflection tasks.

Example Input: “Create a reading comprehension worksheet on climate change for B1 level ESL students. Include a reading passage, five multiple-choice questions, and two open-ended questions for discussion.”

4. Request Age-Appropriate Language and Activities


- ▶ Indicate the age group or developmental level to ensure the tone and complexity suit your students.

Example Input: “Write a fact file template for 10- to 12-year-olds on a real-life hero. Use simple language and include a space for drawing.”

5. Refine and clarify!

- ▶ If the first response isn't exactly what you wanted, refine your input by adding more detail or clarifying the style or depth needed.

Example Input for Refinement: “Make the language simpler for younger students,” or “Add more examples of real-world applications.”



Precautions When Using ChatGPT

- ▶ **Accuracy:** Not all answers may be correct or well-suited for every context; students should verify information.
- ▶ **Critical Thinking:** Encourage students not to rely solely on ChatGPT for answers but to use it as a learning tool.
- ▶ **Plagiarism:** Stress the importance of originality. Students should avoid copying responses.
- ▶ **Bias and Limitations:** Be aware that ChatGPT may sometimes reflect biases present in its training data.
- ▶ **Monitoring:** Teachers should guide and monitor how students use ChatGPT to ensure it's an educational tool, not a shortcut.

LET'S SEE ChatGPT IN ACTION.

▶ <https://chatgpt.com/>

Let's copy the following prompts into ChatGPT and see what happens:

- ▶ *Act as an English language teacher. Create a reading comprehension quiz at a B2 level on the subject of money. The passage should be similar to the ones found in the FCE for schools exam and should be between 500–600 words. You must include a variety of exercises and you must scaffold it with the easiest exercises first. Include at least 5 exercises which all assess different things, including vocabulary, understanding of the text, etc . Make sure that the layout resembles the FCE for Schools exam.*
- ▶ *Simulate a discussion by responding to what I say, prompting me with questions, and giving feedback on my responses. Help me practice typical questions that might come up in an IGCSE speaking exam. Let's start with a topic, and you can respond as if we're having a conversation.*

Summary:

- ▶ AI chatbots are powerful tools that can significantly enhance both teaching and learning in English classrooms.
- ▶ It supports teachers with lesson planning, feedback, and creative ideas, while also empowering students to practice independently.
- ▶ However, it is essential to guide students on how to use it responsibly and critically .



ANY QUESTIONS?





Thank you

ANASTASIA THEMISTOKLEOUS
Idalion Lyceum