

Integrating ChatterPix Kids and Linoit in English Lessons:

*Innovative Tools for Engaging
Secondary Students*

Dr Elena Kkese
Athienou Gymnasium




Give your photos a voice!

Overview:

- Digital Immigrants vs. Digital Natives
- Introduction to the two digital tools
- ChatterPix Kids
- Linoit
- Practical considerations
- Conclusion / feedback





Difference Between *Digital Immigrants* and *Digital Natives*

- **Digital immigrants:** growing up before the information age (teachers ??)
- **Digital natives:** growing up in the information age (students ??)



Introduction:

Brief overview of the two tools - Bridging the gap between Teachers and Students

- ChatterPix Kids: A simple app that allows students to animate photos by adding voiceovers
- Linoit: An online sticky note board for collaboration, brainstorming, and feedback

A large orange circle is positioned on the left side of the slide, partially overlapping the white background. The text 'Why Use Digital Tools in English Lessons?' is written in white, sans-serif font inside this circle.

Why Use Digital Tools in English Lessons?

Encourages creativity, critical thinking, and digital literacy

Enhances collaboration and communication

Engages students with multimodal learning, personalised as well as independent learning

Overview of ChatterPix Kids

- Allows students to add voiceovers to photos
- Simple interface, fun, and creative

<https://www.duckduckmoose.com/educational-iphone-itouch-apps-for-kids/chatterpixkids/>



ChatterPix Kids

Grab your camera! Let's ChatterPix! Chatterpix Kids can make anything talk -- pets, friends, doodles, and more.



[Download for iPad & iPhone](#) [Download on Google Play](#)

Simply take any photo, draw a line to make a mouth, and record your voice. Then share your Pix with friends and family as silly greetings, playful messages, creative cards, or even fancy book reports. And best of all, it's FREE! AGES: 6-12.

"ChatterPix Kids" does not collect any personal information or include sharing features.



ChatterPix Kids

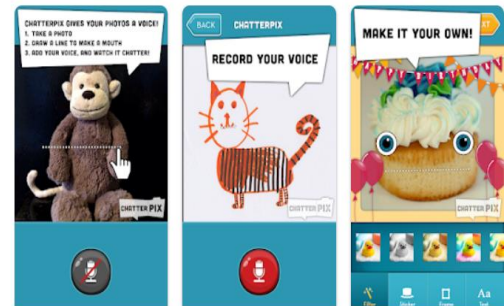
Duck Duck Moose, LLC

4.3★ 1M+
5,33K reviews Downloads Teacher Approved PEGI 3

Install

Share

Add to wishlist



CHATTER PIX KIDS

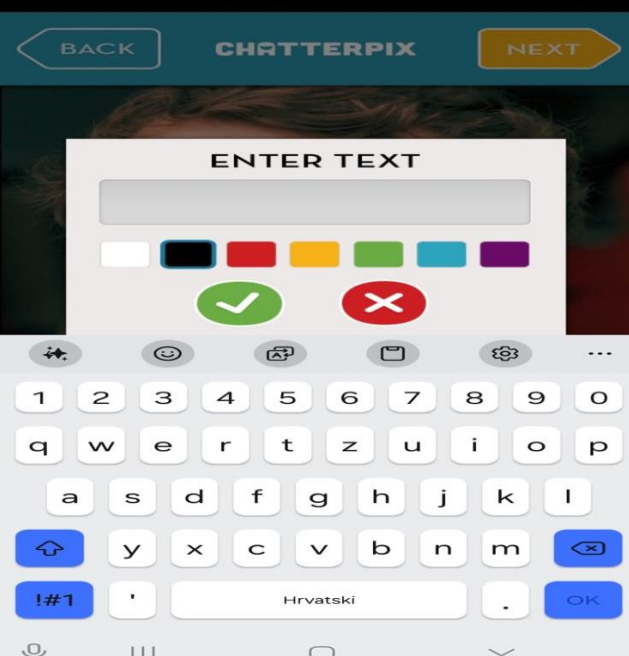
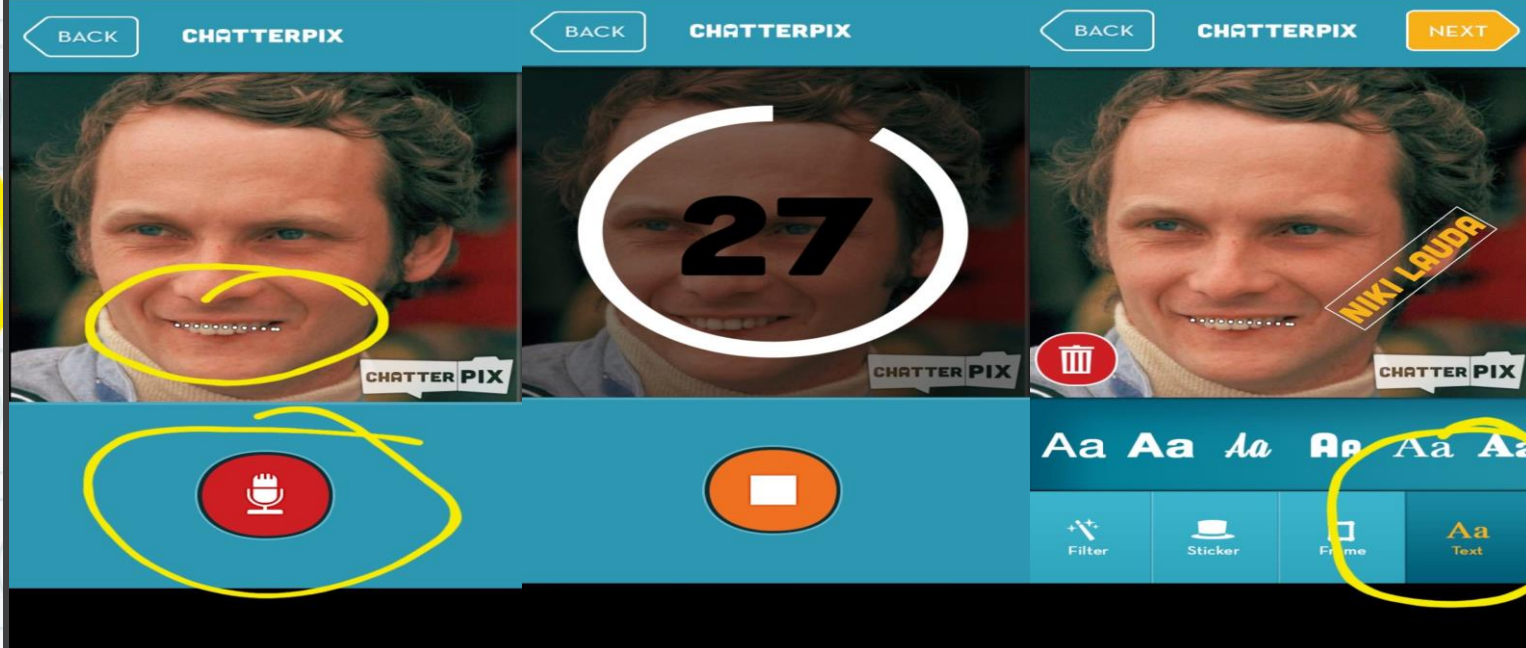
TAKE PHOTO



GALLERY



BY DUCK DUCK MOOSE



Classroom Integration Ideas for ChatterPix Kids

- Group Work: Students collaborate on creating animated summaries of book chapters
- Individual Work: Each student gives voice to a literary character or historical figure for creative projects

Example 1: Creative Character (ChatterPix Kids)

- Activity: Students choose a character (i.e., book unit, novel, story), upload their picture, and give them a voice to explain their thoughts and motivations
- Example: “Let’s talk about art” (Banksy’s graffiti for expressing opinion – *Own It!*3)



2 WHAT IS ART?

LEARNING OUTCOMES

I can ...

- understand texts about young artists and an audition
- describe a picture
- write a review of a performance
- understand how to use the present perfect with already, just, and yet
- talk about visual and performing arts
- recognise noun endings for people, infer meaning
- make a profile of an artist.

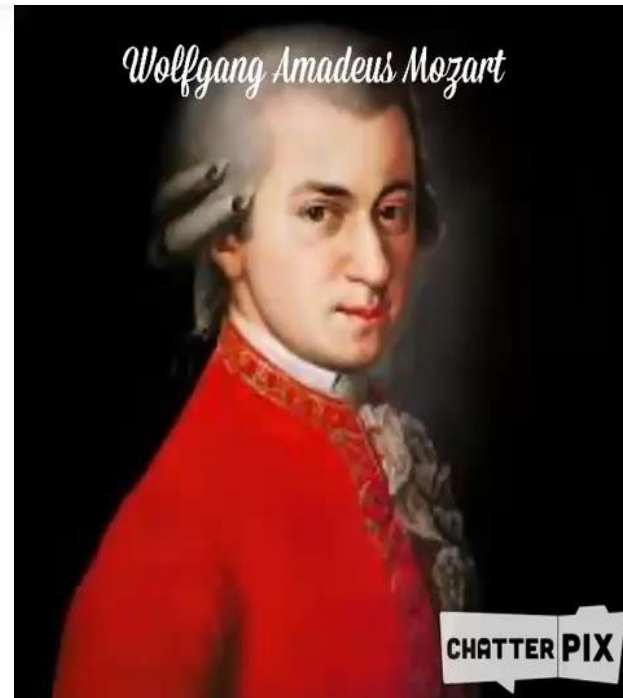
Start it!

- 1 Look at the photo. Do you like it? Why / Why not?
- 2 Before you watch, which different types of art can you think of?
- 3 Which styles of art do they talk about? Watch and check.
- 4 Which is your favourite art form from the video?

0:16 0:25 0:32 0:38



Example 2: eTwinning teacher-students' introductions (ChatterPix Kids)



- Activity: Students take an image related to the topic (*Vienna's calling*) and record themselves reading it
- Example: A student introducing herself with an image of a famous Austrian

BENEFITS



Benefits of ChatterPix Kids in English Lessons

- Engagement: Encourages reluctant speakers and writers to express themselves
- Creativity: Students can use visuals and voice to interpret texts
- Digital Literacy: Simple way to introduce students to multimedia skills



Colorful Collaboration with Lino.

Lino is a free sticky & canvas service that requires nothing but a Web browser.


Overview of Linoit

- A virtual board where students and teachers can post sticky notes, images, and documents
- Great for brainstorming, sharing ideas, and organising class content

<https://en.linoit.com/>

Example 1: Brainstorming (Linoit)

- Activity: Students suggest ideas spontaneously in response to the teacher's prompt
- Example: A sticky note with ideas about *What's Art*



My favourite internet star

By Lidia Suarez



- Rosanna Pansino is my favourite internet star. She's an American actor, but she's also got a cookery show – *Nerdy Nummies*. She bakes fantastic cakes. I love the show and trying her recipes. She's got more than 10 million subscribers, and every month her show gets 75 million views.
- In each episode, she explains how to make her cakes. But they aren't normal cakes! They're characters or objects from TV shows, video games, films or books. This week, she's making Batman cakes.
- I like her because she's a great cook and because she makes the videos herself, too. She uses her own computer, camera and lights. She always explains her recipes clearly. They're easy to follow and the cakes taste great!

My favourite celebrity is Markos Seferlis. He is a famous actor in Cyprus and Greece. He is a Greek celebrity that makes fun of everything.

I like him because I like laughing a lot with others. The only time I saw him was on YouTube but when Markos Seferlis came to Cyprus, I asked my mum if we could go to his show. She said that we could go, which made me very happy. When the show ended, I asked my mother if we could go again the next time he is in Cyprus.

My favourite singer is Taylor Swift. She is an American singer and she also writes her own songs. She was born on the 13th of December and she is 34 years old. She is a famous artist. She has 32,9k followers on TikTok and so many people are listening to her music.

Well, actually I love this singer because of her songs but I like her for her character, too. She is clever, nice, and very polite. She is recording her songs in a studio with megaphones and microphones. Behind her is hiding a whole production but she is still my favourite singer. That's why I love her!

My favourite internet celebrity is Cristiano Ronaldo. Cristiano Ronaldo is the best football player in the world.

The reason why I like this person is because I think he is a respected man because he tries every day to help everyone who wants help. For me, Cristiano Ronaldo is the best player of the world.

Selena Gomez is my favourite internet actress/singer. She's a Spanish actress. She has played in Disney series and has various songs. I like the *Wizards of Waverly* series. She's got more than 35 million subscribers and 423 followers as well as 15 billion views.

I like her because she is a great actress and because she makes videos on TikTok. That's why I sit and watch her series.

Example 2: Posting excerpts from essays (Linoit)

- Activity: Students post excerpts from their writing (essays, stories) on a Linoit board for peer review and constructive feedback
- Example: A sticky note with ideas about *My favourite internet celebrity*



Benefits of Linoit in English Lessons

- Collaboration: Fosters teamwork and idea-sharing
- Visual Organisation: Helps students structure their thoughts
- Accessible: Can be used both in-class and for homework assignments

Practical Considerations

Ensure

Ensure all students have access to necessary devices (phones, tablets, computers)

Familiarise

Familiarise students with the app before the project begins

Integrate

Integrate tech gradually into lessons to avoid overwhelming students



Conclusion

- Using digital tools like ChatterPix Kids and Linoit enhances student engagement, fosters creativity, and improves collaboration in the English classroom.

Try integrating one of these tools into your next lesson!



**DIGITAL
SKILLS**

Thank you for your
attention!!!
